

# ActiGraph Sleep Report

Name: PD119

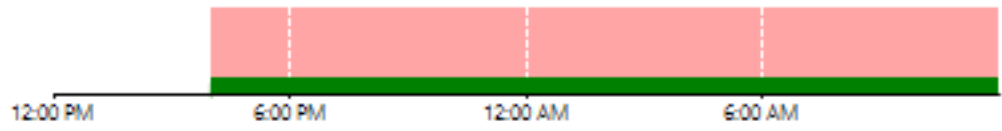
Data Start: 6/13/2019 4:00:00 PM

Data End: 6/27/2019 3:59:00 PM

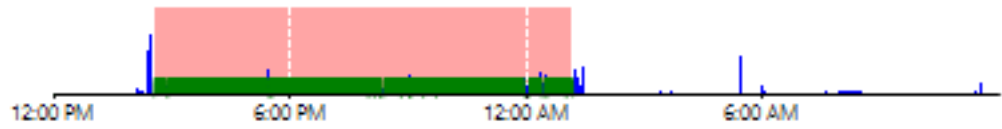
Weight: 244 lbs

Device Serial: TAS1H11190171

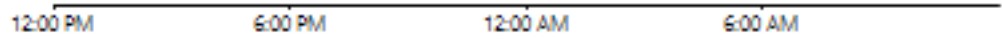
6/13/2019



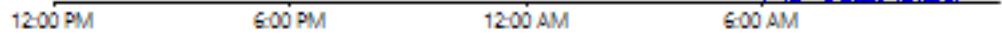
6/14/2019



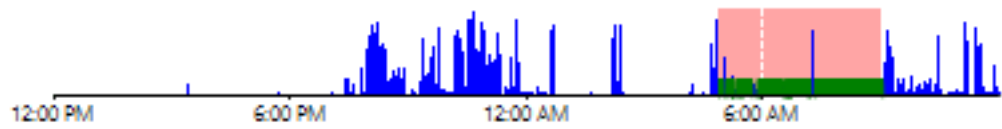
6/15/2019



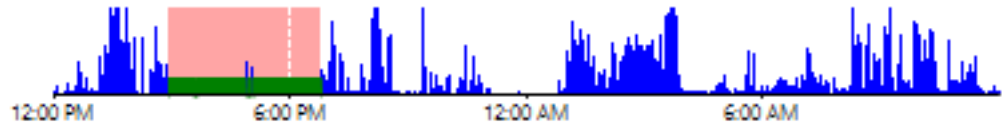
6/16/2019



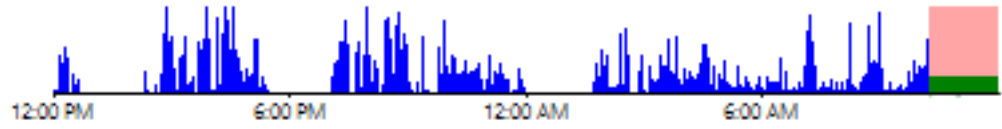
6/17/2019



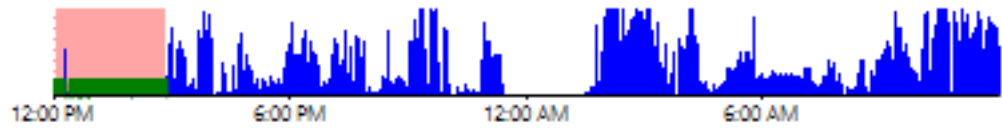
6/18/2019



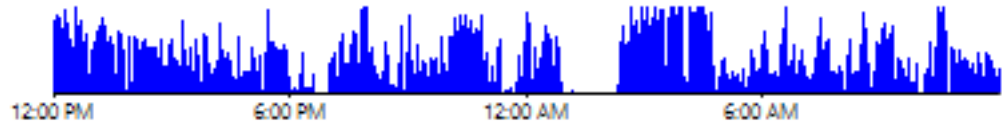
6/19/2019



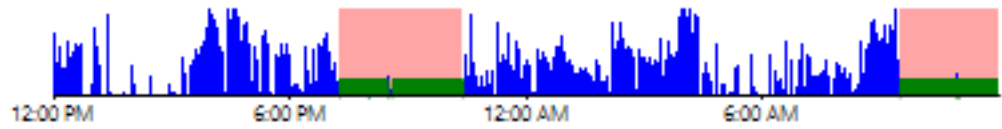
6/20/2019



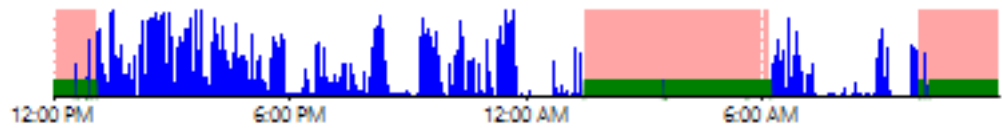
6/21/2019



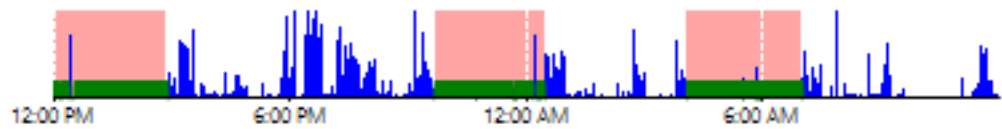
6/22/2019



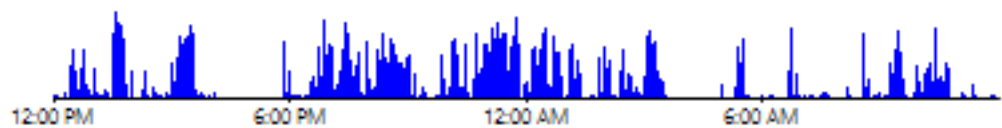
6/23/2019



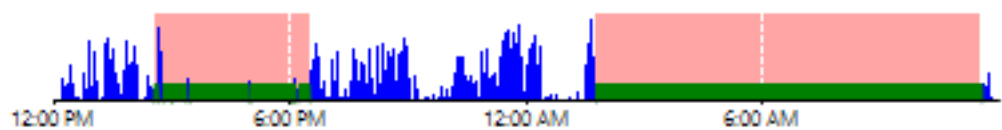
6/24/2019



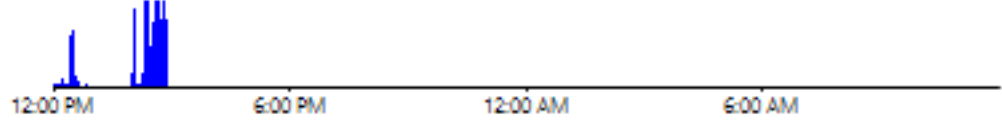
6/25/2019



6/26/2019



6/27/2019



# Sleep Period Breakdown

Sleep Algorithm Used: Cole-Kripke

In Bed	Out Bed	Latency (min)	Efficiency	Total Time in Bed (min)	Total Sleep Time (TST) (min)	Wake After Sleep Onset (WASO)	# of Awakenings	Avg Awakening (min)
6/13/2019 4:00 PM	6/14/2019 2:23 PM	0	100%	1343	1343	0	0	0
6/14/2019 2:33 PM	6/15/2019 1:10 AM	0	93.41%	637	595	42	16	2.63
6/18/2019 4:54 AM	6/18/2019 9:02 AM	0	80.65%	248	200	48	15	3.2
6/18/2019 2:56 PM	6/18/2019 6:47 PM	0	93.07%	231	215	16	5	3.2
6/20/2019 10:16 AM	6/20/2019 2:52 PM	0	93.48%	276	258	18	9	2
6/22/2019 7:16 PM	6/22/2019 10:23 PM	0	95.19%	187	178	9	2	4.5
6/23/2019 9:29 AM	6/23/2019 1:04 PM	0	91.63%	215	197	18	5	3.6
6/24/2019 1:28 AM	6/24/2019 6:11 AM	0	97.53%	283	276	7	3	2.33
6/24/2019 9:59 AM	6/24/2019 2:53 PM	0	93.2%	294	274	20	3	6.67
6/24/2019 9:40 PM	6/25/2019 12:27 AM	0	92.22%	167	154	13	5	2.6
6/25/2019 4:05 AM	6/25/2019 7:00 AM	0	97.14%	175	170	5	3	1.67
6/26/2019 2:33 PM	6/26/2019 6:29 PM	0	86.44%	236	204	32	7	4.57
6/27/2019 1:47 AM	6/27/2019 11:33 AM	0	100%	586	586	0	0	0
<b>11:55 PM</b>	<b>11:42 AM</b>	<b>0</b>	<b>93.38%</b>	<b>375.23</b>	<b>357.69</b>	<b>17.54</b>	<b>5.62</b>	<b>3.12</b>