

# ActiGraph Sleep Report

Name: PD123

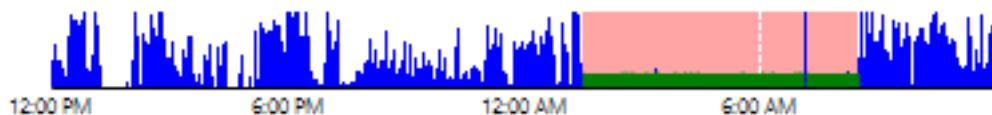
Data Start: 6/26/2019 12:00:00 AM

Data End: 7/12/2019 12:32:00 PM

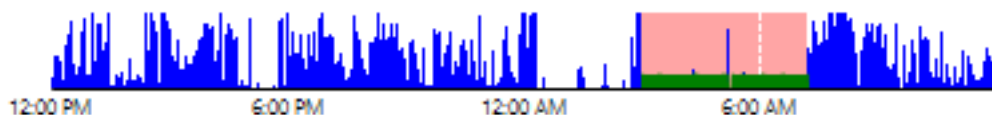
Weight: 224 lbs

Device Serial: TAS1H11190109

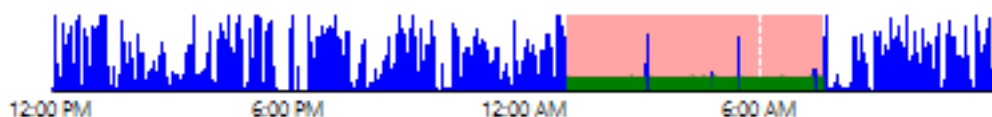
6/26/2019



6/27/2019



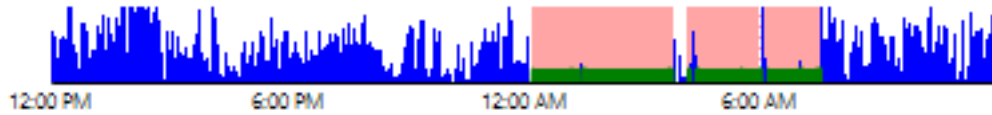
6/28/2019



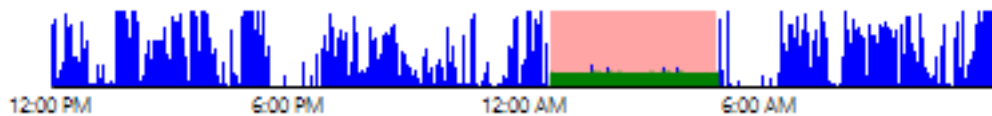
6/29/2019



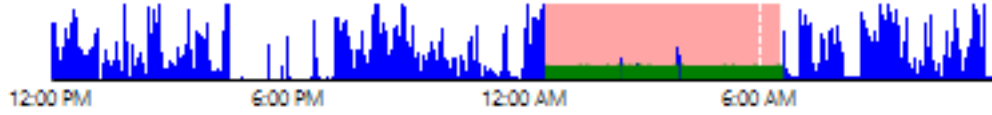
6/30/2019



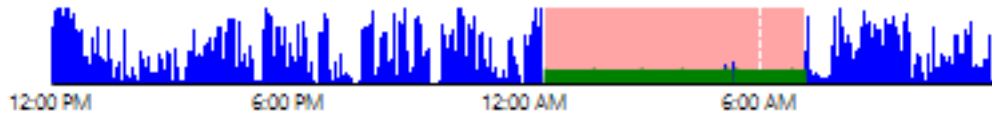
7/1/2019



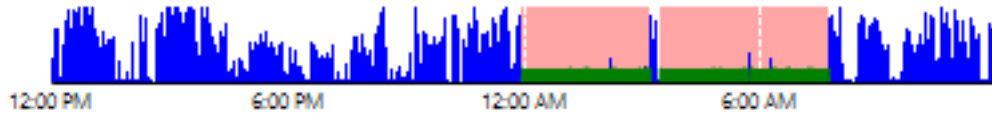
7/2/2019



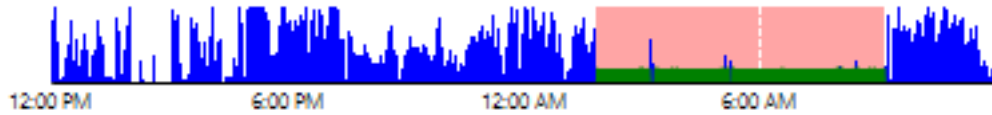
7/3/2019




7/4/2019



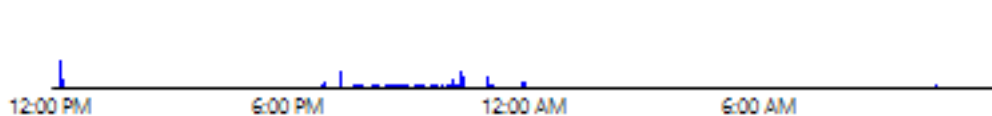
7/5/2019




7/6/2019



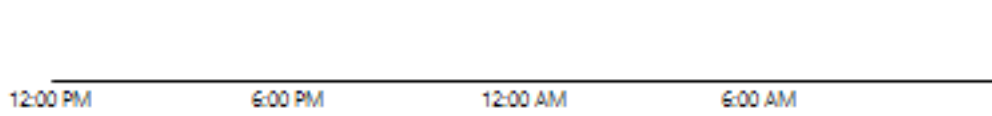
7/7/2019




7/8/2019



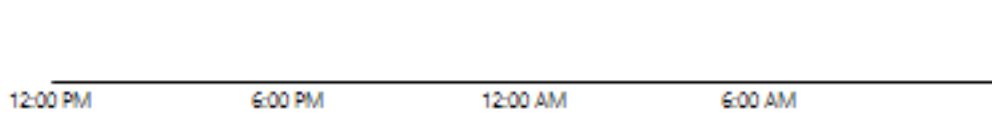
7/9/2019




7/10/2019



7/11/2019



7/12/2019



# Sleep Period Breakdown

Sleep Algorithm Used: Cole-Kripke

In Bed	Out Bed	Latency (min)	Efficiency	Total Time in Bed (min)	Total Sleep Time (TST) (min)	Wake After Sleep Onset (WASO)	# of Awakenings	Avg Awakening (min)
6/26/2019 12:00 AM	6/26/2019 9:52 AM	0	100%	592	592	0	0	0
6/27/2019 1:30 AM	6/27/2019 8:28 AM	0	94.5%	418	395	23	17	1.35
6/28/2019 3:00 AM	6/28/2019 7:11 AM	0	94.42%	251	237	14	8	1.75
6/29/2019 1:06 AM	6/29/2019 7:34 AM	0	91.24%	388	354	34	11	3.09
6/30/2019 3:51 AM	6/30/2019 7:47 AM	0	97.46%	236	230	6	6	1
7/1/2019 12:11 AM	7/1/2019 3:46 AM	0	96.28%	215	207	8	4	2
7/1/2019 4:08 AM	7/1/2019 7:31 AM	0	87.68%	203	178	25	9	2.78
7/2/2019 12:40 AM	7/2/2019 4:54 AM	0	94.88%	254	241	13	12	1.08
7/3/2019 12:34 AM	7/3/2019 6:32 AM	0	91.62%	358	328	30	18	1.67
7/4/2019 12:31 AM	7/4/2019 7:07 AM	0	96.97%	396	384	12	8	1.5
7/4/2019 11:56 PM	7/5/2019 3:10 AM	0	94.33%	194	183	11	8	1.38
7/5/2019 3:26 AM	7/5/2019 7:43 AM	0	93.39%	257	240	17	11	1.55
7/6/2019 1:50 AM	7/6/2019 9:08 AM	0	92.92%	438	407	31	18	1.72
<b>1:35 AM</b>	<b>6:58 AM</b>	<b>0</b>	<b>94.28%</b>	<b>323.08</b>	<b>305.85</b>	<b>17.23</b>	<b>10</b>	<b>1.72</b>