

Lessons Learned from Applying Design Thinking in a NASA Rapid Design Study in Aeronautics

Anna-Maria McGowan¹

NASA Langley Research Center, Hampton, Virginia, 23681

Casey Bakula², Raymond Castner³

NASA Glenn Research Center, Cleveland, Ohio, 44135

In late 2015, NASA's Aeronautics Research Mission Directorate (ARMD) funded an experiment in rapid design and rapid teaming to explore new approaches to solving challenging design problems in aeronautics in an effort to cultivate and foster innovation. This report summarizes several lessons learned from the rapid design portion of the study. This effort entailed learning and applying design thinking, a human-centered design approach, to complete the conceptual design for an open-ended design challenge within seven months.

The design challenge focused on creating a capability to advance experimental testing of autonomous aeronautics systems, an area of great interest to NASA, the US government as a whole, and an entire ecosystem of users and developers around the globe. A team of nine civil servant researchers from three of NASA's aeronautics field centers with backgrounds in several disciplines was assembled and rapidly trained in design thinking under the guidance of the innovation and design firm IDEO. The design thinking process, while used extensively outside the aerospace industry, is less common and even counter to many practices within the aerospace industry. In this report, several contrasts between common aerospace research and development practices and design thinking are discussed, drawing upon the lessons learned from the NASA rapid design study.

The lessons discussed included working towards a design solution without a set of detailed design requirements, which may not be practical or even feasible for management to ascertain for complex, challenging problems. This approach allowed for the possibility of redesigning the original problem statement to better meet the needs of the users. Another lesson learned was to approach problems holistically from the perspective of the needs of individuals that may be affected by advances in the topic area instead of purely from a technological feasibility viewpoint. The interdisciplinary nature of the design team also provided valuable experience by allowing team members from different technological backgrounds to work side-by-side instead of dividing into smaller teams, as is frequently done in traditional multidisciplinary design. The team also learned how to work with qualitative data obtained primarily through the 70-plus interviews that were conducted over the course of this project, which was in sharp contrast to using quantitative data with regards to identifying, capturing, analyzing, storing, and recalling the data. When identifying potential interviewees who may have useful contributions to the design subject area, the team found great value in talking to non-traditional users and potential beneficiaries of autonomous aeronautics systems whose impact on the aeronautics autonomy ecosystem is growing swiftly. Finally, the team benefitted from using "sacrificial prototyping," which is a method of rapidly prototyping draft concepts and ideas with the intent of enabling potential users to provide significant feedback early in the design process. This contrasts the more common approach of using expensive prototypes that focus on demonstrating technical feasibility. The unique design approach and lessons learned by the team throughout this process culminated in a final design concept that was quite different than what the team originally assumed would be the design concept initially. A summary of the more user-centered final design concept is also provided.

¹ Technical Fellow for Complex Systems Design, Engineering Directorate, M/S 290, AIAA Associate Fellow.

² Aerospace Engineer, Information and Signal Processing Branch, 21000 Brookpark Road.

³ Aerospace Engineer, Inlet and Nozzle Branch, 21000 Brookpark Road, AIAA Associate Fellow.

I. Introduction

As a part of its strategy to foster innovation and transformation in aeronautics, NASA's Aeronautics Research Mission Directorate (ARMD) portfolio includes efforts that promote higher risk studies and considerable flexibility in approach methods in a project named the Convergent Aeronautics Solutions (CAS) project. CAS focuses on short-term, high-risk efforts that converge multiple sources (from aerospace and non-aerospace) to design and rapidly assess transformative aeronautics concepts. This paper focuses on the lessons learned from a recently completed rapid, innovative design study in CAS dubbed the Aeronautics Autonomy Testbed Capability (AATC).

The AATC study was launched in September 2015 with a two-pronged effort, one focused on technical deliverables and one focused on the teaming approach. The technical effort, which is the focus of this paper, focused on experimenting with rapidly learning and applying design thinking to complete a complex, conceptual design within 7 months. The teaming effort focused on experimenting with using a rapidly formed, purposefully ad hoc, team from multiple NASA centers to complete this task. While the lessons learned from the design thinking study form the foci of the current report, the influence of the teaming study are inseparable from some of the lessons learned and will be addressed where appropriate herein. A report on the rapid teaming study, conducted by organization scientists, is currently under development.

As the AATC study was experimental in nature, learning and innovation were the highest goals. In this report, some of the most significant lessons learned are discussed with the hope to inspire and equip others in using non-traditional design approaches in aerospace. To frame the discussion of the lessons learned this report begins with a summary of the motivation for the fast-paced study of the AATC project, followed by a brief background on design thinking. The remainder of the report will be organized in lessons learned from using design thinking as compared to traditional engineering design approaches. A summary of the final conceptual design created by using design thinking is also summarized to provide an example output.

II. Motivation

As noted earlier, the NASA's aeronautics research project CAS was created to "converge multiple sources to design and rapidly assess transformative aeronautics concepts." CAS may be summarized as focusing on transformative concepts that are:

1. Targeted on an ARMD Strategic Thrust
2. Transformative and disruptive: project with high feasibility risk and are a substantial leap beyond the state of the art or state of practice as opposed to incremental advances
3. Convergent: Integrating diverse knowledge to assess the feasibility of a transformative aeronautics concept. Include the convergence of multiple disciplines, competencies, and technology areas. Involve more than one NASA center, and use technologies from non-traditional partners from non-aerospace industries
4. Feasibility Assessment Focused: Evaluate the best use of and the boundaries of the concept's capabilities
5. Rapid Execution: Completed in 6 months to 3 years with a bias toward research efforts that are less than 18 months in duration

The CAS project created the AATC effort to encapsulate these goals as well as to foster an innovative culture similar to a "design-shop." The CAS project also sought to experiment with very rapid innovation to understand how to encourage faster progress and to understand the nature of some of the organizational impediments to rapid innovation. These latter additional goals for the AATC project meant moving beyond simply conducting traditional aeronautics research faster with more disciplines. Embracing a rapid, "design-shop" approach meant embracing: working within a purposefully rapidly formed cross-discipline team that was geographically dispersed; moving considerably faster (7 months for an effort that would normally take 1.5 or more years); handling an ambiguous design challenge; experimenting with a highly unfamiliar approach (in this case design thinking); and adopting the non-traditional concepts that are inherent to the new approach (such as interviewing, handling qualitative data, sacrificial concepts).

The AATC Team (and CAS leadership) recognized the need to propel NASA toward fast response to challenging assignments while embracing a rapidly changing aeronautics industrial landscape. This paper highlights some of these challenges and successes. Differences with using design thinking are compared with conventional approaches that NASA uses for design and system development.

III. Background

III.a. Brief Introduction to Design Thinking

Numerous references describe the human-centered approach of design thinking with a few variations.^{1,2,3,4,5} For the current study, the innovation and design company IDEO was contracted to work with the NASA team to use a design thinking approach. The design thinking approach commonly used at IDEO and Stanford are described herein.¹

The iterative process used in the current study included the following key steps:

- Start with an initial challenge or problem and a diverse team of designers
- Interview stakeholders, users, and beneficiaries to fully understand their needs
- Analyze and synthesize feedback from interviews and update the problem statement as needed
- Use rapid prototyping and sacrificial concepts to gather feedback from interviewees
- Refine concepts through feedback and iteration

With the exception of the application of human-centered design approaches in human factors engineering, much of the aerospace engineering community infrequently applies design thinking. In some ways design thinking can be different but complementary to traditional aerospace research and development methodology. The lessons learned discussed subsequently will elucidate a few of these differences.

III.b. The Technical Challenge

Research on and the use of autonomous air vehicles continues to grow rapidly across the globe.^{6,7} A growing community of researchers and users is expanding far beyond the traditional aeronautics autonomy community which has historically been dominated by defense needs. Industries not traditionally involved in aeronautics with increasing interest in autonomous air vehicles include agriculture, film, real estate, sports, shipping, and hobbyists. These changes pose considerable challenges to regulators while opening the door to many new opportunities for users and raising diverse questions for researchers.

Cognizant of these and other directions in the growth of autonomous air vehicles, NASA leaders in the ARMD posed a purposefully open question to the small, ad hoc, rapid design AATC team:

"What experimental capability does NASA need to further autonomy research on unmanned aeronautical systems (UAS) such that a wide variety of autonomy research questions can be answered by many different researchers?"

The AATC team was charged with completing the conceptual design phase of the new capability to provide information for decision making regarding autonomy directions to foster new innovative ideas in this topic area.

To allow the greatest opportunity for innovation, little additional requirements were leveled on the team. However, the following were offered to provide some guidance and clarification for the conceptual design effort:

1. Capability-Focused: Not specific or tailored to a reference mission or specific technology:
 - a. Develop a user-friendly and adaptable capability:
 - i. Capable of studying a *wide variety* of autonomy research topics (missions, technologies, concepts, etc.)
 - ii. Useful to many different researchers, at different centers: Consider how this capability may be used by researchers from all four NASA aeronautics research centers (but the capability needn't be physically located at each center)

- b. Several different UAS testbeds or vehicles, ground-based operations, etc., may be considered in creating the overall ARMD capability
2. Think holistically to define the capability: Identify the entire "system" needed to implement the UAS test capability including the vehicles, the infrastructure, and the operational scenarios
3. Include quantitative and qualitative analyses of using the testbed capability such as: cost, travel, time, ease of use, workforce training, etc.

Design thinking was chosen as the design methodology for this effort for several reasons: to explore innovative approaches and to adequately address the open-ended nature of the challenge question and socio-technical complexities in autonomy that include difficult technical challenges as well as the changing user communities and considerations related to economics, safety, regulations, and many other topics. As design thinking was new to most of the AATC team, the team quickly learned design thinking through facilitation and education from the contractor IDEO. The AATC team was composed of eight team members plus a principal investigator and was launched in the fall of 2015.

IV. Lessons learned

As noted earlier, six lessons learned are delineated herein. Each of these focus on topics where differences with conventional aerospace R&D methods are evident. The topics covered are:

- a. Beginning with No Detailed Requirements and Redefining the Problem
- b. Taking a Holistic Perspective Not Limited to Technical Feasibility
- c. Adopting an Interdisciplinary Versus Multidisciplinary Teaming Approach
- d. Tapping into the Power of Qualitative Data
- e. Discovering the Customer and Their Needs: Users, Stakeholders, and Beneficiaries
- f. Using Sacrificial Concepts Instead of Formalized Prototypes

IV.a. Beginning with No Detailed Requirements and Redefining the Problem

Conventionally, aerospace design and development begins with clear requirements that define, with specificity, important aspects of the desired system. The goal of well-defined requirements is to ensure that the customer's needs are met. These requirements drive the entire technology development process providing the basis for decision making for the design and development team.^{8,9} There has been much discussion in recent years that challenge the conventional requirements-driven approach and offer other approaches such as a decision analysis framework.^{10,11} In this section, discussion will focus on contrasting a requirements-driven approach with a design thinking approach.

The requirements-driven approach assumes that the customer fully understands their needs and can detail what is required to meet their needs. Thus, the problem statement is well formulated and a potential solution path has been identified. For highly complex and ambiguous problems, these assumptions may not hold. While the customer may have an identified need, the underlying problems related to the need are multi-faceted and, correspondingly, the potential solution paths are numerous. In these scenarios, the problem articulated by the customer must be explored so that a clearer understanding of the underlying factors and needs is developed. The problem exploration effort often reveals underlying and unarticulated customer needs. At times, it becomes evident that the original customer problem was a symptom of a bigger problem. If the engineering design focused on what the customer originally articulated (a symptom), the larger problem (and the real need) would remain only partially addressed, if at all. For this reason and others, design thinking is inherently need-driven and not requirements-driven.

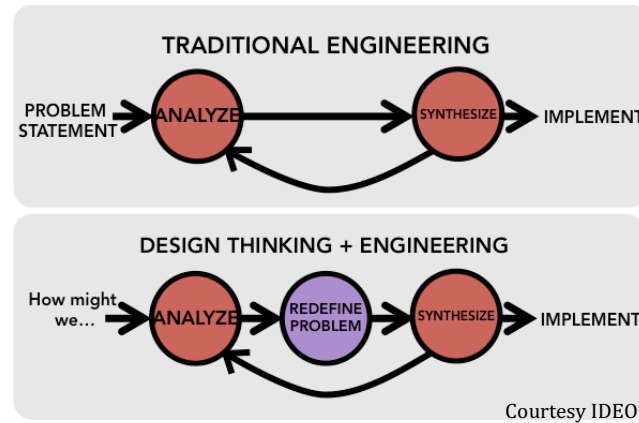


Figure 1. Problem redefinition.

In design thinking, the initial phase of the process is often called “define” or “empathize” (with the user or customer) where the user’s problem is explored. In the context of this design study, this step entails understanding the points of view, contexts, and needs of users and other stakeholders. The problem is then iteratively redefined to ensure that the correct problem is being solved and the needs are sufficiently addressed. Figure 1 depicts the difference between a traditional requirements-driven approach and the design thinking approach. This iterative problem definition approach; while frustrating to some traditionally trained engineers who would prefer a fixed, known problem statement; also enables cognitive biases and ingrained assumptions of the design team to be challenged and updated.

Numerous facets of the design thinking process facilitate the problem re-definition process. Five are discussed in this report: taking a holistic perspective; embracing diversity of thought through an interdisciplinary approach; using qualitative research techniques; having a user-centered approach; and using sacrificial concepts. Over-arching is the intrinsically iterative nature of the entire design thinking process where exploration and failure are embraced as necessary aspects of learning and improving the designer’s understanding of the problem to be solved.

Recall that for the current study, the customer’s request was open-ended, complex, and ambiguous, which is appropriate for a design thinking approach: “What experimental capability does NASA need to further autonomy research on UAS such that a wide variety of autonomy research questions can be answered by many different researchers?” Many members of the design team, and innumerable others in the autonomy community within and outside of NASA, quickly assumed the solution would focus on designing one or more unmanned x-planes (small or large) and/or one or more simulators and/or labs. As the design thinking process unfolded, numerous underlying factors were identified that challenged our original assumptions. A few (of the many) findings that emerged during the problem re-definition effort were:

- 1) There were countless dissimilar definitions of the word “autonomy” and attempts to create a single agreed upon definition were fruitless.⁷
- 2) The UAS community was far more diverse than originally thought and diverged dramatically from traditional aerospace users to new industries with little to no aeronautics history (further discussion in the section titled “Discovering the Customer and Their Needs”).
- 3) Many UAS customers wanted to use their own vehicles.
- 4) The aerospace culture of high fidelity analysis and rigorous testing does not resonate with many new users who sought rapid demonstrations.
- 5) The rapidly evolving autonomy ecosystem also requires NASA’s role in the evolving ecosystem to be re-considered. This was a significant challenge the team did not anticipate having to address.

These findings emerged from considerable effort to understand the latent needs of the aeronautics autonomy ecosystem. Several of the steps that were conducted to do so are discussed next.

IV.b. Taking a Holistic Perspective Not Limited to Technical Feasibility

Technical feasibility is the commencement and enduring focus of many engineering efforts at NASA, where questions such as "How can we enable this technical capability?" and "Will this operate as planned?" focus the efforts. In contrast, design thinking commences with user's desires for the system and also considers the business and organizational viability of the system as well as the technical feasibility as shown in Figure 2. Questions such as "What does the user want?" and "Why do they want it?" drive the early stages of the design effort. Traditional engineering assumes this information is sufficiently captured in the detailed requirements as noted above.

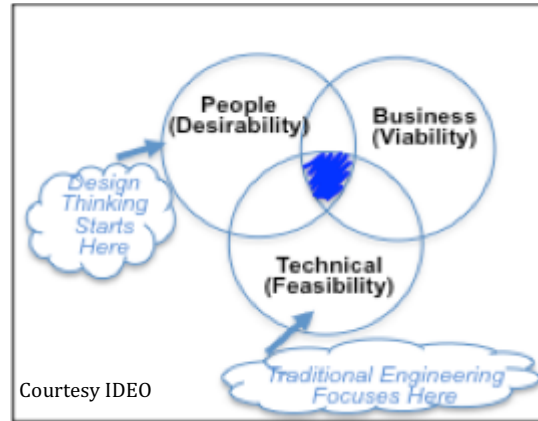


Figure 2. Holistic approach of design thinking.

Adopting a combined people, business, and technical perspective facilitates the problem re-definition effort and reduces the tendency to have a "build it and they will come" perspective. Considering the desirability of a solution with respect to people involved in the problem area includes understanding users, stakeholders, and related industries. The business viability considerations include understanding what will be efficient, profitable, or otherwise needed to accomplish the mission of the industries and organizations involved. This may include the diverse considerations of non-profit entities such as the government and academia; the smaller resources of start-ups; and brand-recognition and the internal culture of existing companies.

While providing a more balanced framework for stakeholder analysis, this holistic approach creates some challenges for the traditional engineering design team. For the AATC design team the most critical challenges of this approach were:

- 1) Ensuring that the design team had or could obtain sufficient competence in non-engineering areas that include qualitative research methods traditionally used in the social sciences and business management.
- 2) Synthesizing the diverse inputs from design research into a realizable product. Integrating the varying qualitative and quantitative inputs that were sometimes contradictory required extensive iteration that was inevitably mixed with ambiguity.
- 3) Moving beyond working as a multidisciplinary team toward working effectively and efficiently as an interdisciplinary team. This lesson learned was significant and warrants a separate discussion in the next section.
- 4) Working within a traditional engineering organization and related culture that was expecting a linear, step-wise approach. The holistic and inherently iterative approach of design thinking means progress is measured more in increased clarity and understanding of the problem and its potential solutions. While critical, these "products" were less tangible and measurable than traditional intermediary engineering deliverables that often include more measurable constructs such as

early hardware components or versions of software. In some cases managers could not understand or effectively use traditional methods to evaluate, and thus reward, the quality or progress of this non-traditional approach.

For the current study, there were many examples of these challenges. Only one member of the design team had qualitative research methods training and none were formally trained in business management. Much needed business-related information was not available or was difficult to obtain. Synthesizing the diverse data obtained required an alternately divergent and convergent process that defied traditional methods of evaluating progress for both the design team and the organization in which we worked. Synthesis was also simply messier than working on a problem that was only technical. During the study, increased clarity and understanding of the problem domain was unmistakably obtained, but the design team lacked something tangible and quantifiable to show for this increased understanding. This latter challenge was mitigated by working within the CAS project that enabled a non-traditional approach to flourish. While CAS project management had no expectation of a linear, step-wise approach, the rest of the organizational culture still had this expectation, including members of the design team.

IV.c. Adopting an Interdisciplinary Versus Multidisciplinary Teaming Approach

Large and complex projects require expertise from multiple disciplines. Traditional multidisciplinary design practice often organizes project sub-teams according to their discipline; assigns each sub-team their respective part of the project; and specifies how these sub-teams are supposed to interface with each other. This structure can lead to conflict between the sub-teams, a diffusion of responsibility for tasks that may not exactly fit into a single discipline, and a lack of insights and new ideas that may be generated if the sub-teams were encouraged to communicate with each other more freely. This organizational structure works well for more simple or incremental design challenges. As technology progresses, there is a clear trend towards more complex and tightly integrated systems that motivate alternative teaming approaches to be pursued to better meet the related challenges.

Interdisciplinary teaming allows for more interaction between members with different skillsets and backgrounds. The idea is to bring people together throughout the entire design process instead of just the integration phase. A number of benefits can occur:

- 1) False assumptions made by one group (e.g. power systems) about another group (e.g. thermal management) will be discovered and corrected early on in the design process when it's much easier and cost effective to change the design.
- 2) Technical challenges can be brought to light and examined by a more diverse group of people, which is a recipe for generating new insight.
- 3) Members of the design team will be more exposed to disciplines other than their own, creating opportunities for professional growth.
- 4) Complex technical challenges that require integrated expertise from multiple disciplines will be more effectively addressed with an interdisciplinary team than a team with only partial or loosely connected knowledge of the challenge.
- 5) The interdisciplinary design process, as a whole, can build greater social capital in the organization since greater interpersonal interaction is required that embraces unity without requiring uniformity.

Readers are referred to McGowan, et al¹² to gain a structured understanding on various approaches to cross-disciplinary teaming: from traditional multi-disciplinary teaming with limited communication between teams to fully-integrated, collective work structures. Some approaches may be better suited for certain design challenges and organizations, providing management another "knob to turn" with respect to aligning their project structure to best meet the needs of each project. The design thinking process draws a design team to work in a more collective or interdisciplinary manner. For much of the AATC team, who were more familiar with working in a multidisciplinary approach where each researcher separately "owns" one aspect of system, adjustments to work style had to be made. In design thinking, the research, ideation, and synthesis steps all require the team to interact in an interdisciplinary manner where existing and new ideas are collectively owned and iterated upon by the team.

IV.d. Tapping into the Power of Qualitative Data

The design research conducted in this study primarily used qualitative methods such as observation, ethnography, and interviewing, the latter of which formed the focus of the efforts. Though qualitative research methods are used extensively in the social sciences and in design research, many in aerospace engineering are unfamiliar with these methods (with the exception of those who study human factors). To engineers trained in quantitative methods, qualitative methods can seem to contradict intuition. In a study of engineers who learned qualitative methods, Borrego found that engineers who were used to the traditional engineering research methods struggled to understand a qualitative research approach.¹³ The NASA design team for this study, with strong backgrounds in quantitative research approaches, was no exception.

The most significant lessons learned in using qualitative approaches on this study were:

- 1) Existence: Acknowledging the non-numeric data obtained as real data;
- 2) Analysis: Embracing the unfamiliar requisites of data synthesis that were both deeply interdisciplinary and time intensive;
- 3) Maintenance: Learning how to handle the new "physical form" of the data (words, papers, and ideas, vs. numbers, codes, and equations); and
- 4) Significance: Recognizing that some invaluable information could only be obtained qualitatively.

Qualitative methods can provide a useful augmentation to quantitative studies to more richly illuminate processes, cultures, relationships, and motivations that impact a system's design. As engineering design is a social, organizational, cultural, political, and a mechanical activity, only a diversity of research methods can help tap latent and unarticulated customer needs and enable improvements beyond current ideas and inherent biases.¹⁴ Engineering educators have long noted that training and application of qualitative research methods can improve engineering research, especially in design.^{15, 16, 17} More training would have benefited the team in the current study. While the team quickly learned how to conduct effective interviews and do data synthesis, even after more than 70 interviews with diverse users, stakeholders, and beneficiaries, and obtaining both relevant and unexpected information, some team members asked: "how can we design something, we don't have any data." The desired data referenced in this quote were quantitative data.

During the study, a profuse amount (more than could be used) of invaluable information was obtained using qualitative methods. The inductive and highly interactive approach to data analysis and synthesis provided vital insights to the team on the user needs, stakeholder concerns, organizational constraints and opportunities, and potential technical solutions. The data analysis and synthesis process took extensive face-to-face time. More familiar with working in a divide-and-conquer style multidisciplinary approach, the interdisciplinary and constantly interactive nature of the data synthesis process required all team members to work differently as noted earlier. Team workshops required days of interactive discussion (examples of the workshops are shown in Figure 3).



Figure 3. Team workshops and discussions.

Readers familiar with the design thinking process will recognize the use of posters and sticky notes used to capture the data synthesis, analysis and subsequent ideation. These tools were effective for several goals: working quickly; working democratically; enabling quieter team members to share their thoughts and ideas; visualizing a very large number of ideas and notes simultaneously; and reorganizing, filtering, and updating analysis. However, the team was geographically dispersed and not able to keep the information gathered in one location for continuous and visual reference. Effectively maintaining the data on the posters and sticky notes long term was challenging. This study would have benefited from utilizing qualitative analysis software or other means to convert the posters and sticky notes into a format easier to manage from dispersed locations.

A significant benefit of the qualitative research methods used was found in obtaining information that could not be captured numerically. The examples of this are extensive. A few are noted below:

- 1) Capturing the considerable differences in concerns and values of key stakeholders.
- 2) Personally seeing the discomfort of potential users as they looked at early concepts and the excitement as they looked at final concepts.
- 3) Hearing repeatedly that users did not want a traditional NASA x-plane.
- 4) Appreciating the frustration in the autonomy communities inside and outside NASA with trying to identify and connect to needed skills, tools, etc.
- 5) Embracing the professional diversity and rapid changes of the autonomy user communities.

IV.e. Discovering the Customer and Their Needs: Users, Stakeholders, and Beneficiaries

An important step early in the design thinking process is to figure out who to talk to and what to ask them to gather relevant information on what is desired by the users, stakeholders, and beneficiaries of the final designed system. In a traditional process, the team would have talked to stakeholders and asked for more details on what they wanted, and indeed, this was what the AATC design team desired to do first. Traditionally, engineers and researchers are taught to understand the needs of the customer (or funding official) to better understand what is desired. While this is necessary, a limitation to this approach is that the customer may not fully understand some of the broader facets of their own needs and the breadth of the solution space at a level that would be useful to designers. Furthermore, addressing only the needs of an individual stakeholder or small group of stakeholders may not be the best overall solution to the design challenge. In large organizations such as NASA, it is unreasonable to expect high-level managers to be proficient in all of the technical developments related to their program space. Thus, it is just as unreasonable to expect them to provide prescribed solutions with detailed requirements for more complex design challenges such as the one that was the focus of the current study.

After accepting this premise, the design team initiated a brainstorming session to identify any possible group of individuals who may have an interest in the experimental evaluation of autonomous flight systems. The first groups on the list were no surprise: academic researchers, military, other government agencies, full-scale aircraft developers, and UAV developers. Purposefully looking outside of common groups such as these, we then broadened our thinking and began identifying other groups such as hobbyists, agricultural professionals, first responders, shipping companies, and community colleges. These types of users were categorized as more "extreme users" throughout this project, meaning that their experience with and relationship to autonomy is radically different from those of traditional user groups. Feedback from extreme users was especially beneficial to the design team because their needs were so unique and often underrepresented by existing technical solutions. For example, some of these users may be unfamiliar and/or uninterested in research, less familiar with airspace rules and regulations than a licensed pilot, and excluded from conversations between prominent technologists and key policy-makers. However, the needs of these users and the problems they are trying to address with UAS technology could potentially drive future regulatory and funding structures by means of creating entire new industries.

Figure 4 depicts the interviewees ranked according to two factors; how much experience in autonomy they have and how "close" to NASA they were professionally. Autonomy experience was determined by the technical background of each interviewee, and their closeness to NASA was determined through the

interviewing process and then ranking them on a scale of something such as "never worked for or with NASA", to "has contracted with NASA", to "is currently employed by NASA at a field center", up to "works at NASA HQ making high-level programmatic decisions." Throughout the information gathering phase, this map was used to help ensure that the team is interviewing subjects from diverse backgrounds and not over relying on fellow employees that are conveniently available. This approach supports the holistic perspective used in design thinking noted previously.

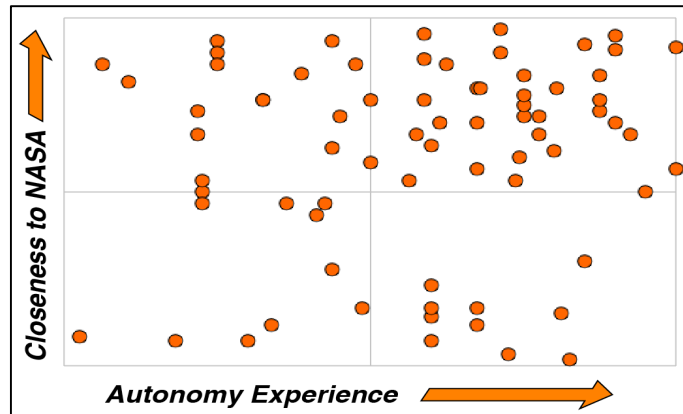


Figure 4. Interviewee user map.

IV.f. Using Sacrificial Concepts Instead of Formalized Prototypes

A key tenet of design thinking is rapid ideation, which was embodied in the form of sacrificial concepts during this project. Sacrificial concepts are ideas related to the problem at hand that are quickly developed into "prototypes" with the goal of enabling potential users, stakeholders, and beneficiaries (subsequently called "interviewees" or simply "users") to interact with and significantly modify early ideas. Sacrificial concepts are very rough early depictions of design concepts (e.g. a sketch, a cardboard mock-up, etc.) that help the interviewee build on their understanding of their own needs and communicate these to the designer. Thus, instead of demonstrating near final technical functionality as is customary with most aerospace prototypes, sacrificial concepts are specifically designed to be changed by provoking reactions and prompting deeper consideration from interviewees to further discussion.

The accuracy or even feasibility of the concepts are not important at this stage, as most will never survive beyond a description, a sketch, and perhaps a crude physical prototype. A good sacrificial concept draws from one or more key elements of a design challenge and offers creative solutions that may be considered far-fetched or even impractical; designers are given a reprieve from technical criticism here. Each addresses one or more user needs based on preliminary hypotheses about what the interviewee may consider to be useful or desirable. These sacrificial concepts are then presented to interviewees with the intent that each sacrificial concept will elicit a reaction, positive or negative, followed by sparking discussion about how and why the interviewees feel the way they do about the concept as a whole or some aspect of it. This insightful discussion and the refined understanding of interviewees' needs, mental models, expectations, and perceptions that arises are the true products of using sacrificial concepts.

The feedback obtained from discussing sacrificial concepts with interviewees is quite different than if they were simply asked direct questions about the design challenge such as what physical dimension to make something. One reason behind this is that people often allow personal biases to affect their answers to these questions, biases such as the desire to provide answers that might please the interviewer, holding back comments that may be controversial, fear of saying something "stupid", or filtering feedback so that it falls in line with the interviewee's employer's positions. Another important benefit of using a sacrificial concept over a formalized prototype is that a greater understanding of the user can be obtained by watching them interact with the concept. This simple user-to-concept interaction can reveal latent needs, pull them

out of their habitual thinking, and facilitate the user being more open, honest, and less constrained by the norms of their respective fields.

During this NASA effort, the team developed over 20 sacrificial concepts that focused on many different elements of the autonomy design challenge. The team split into small groups and developed an initial set of concepts that reflected one or more key user needs identified from the initial round of interviews. A description and an illustration were developed for each concept, an example of which is shown in Figure 5. User scenario storyboards were created to illustrate each concept in use, which helped the design team build upon and refine the first draft of each sacrificial concept. They were then presented to potential users and stakeholders.

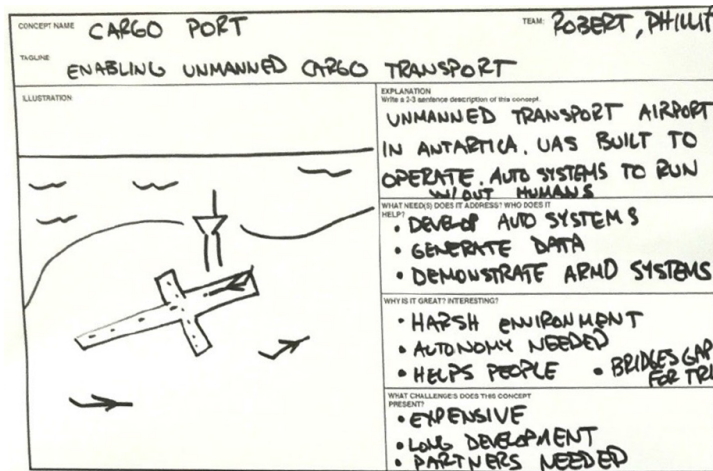


Figure 5. Example of a team sacrificial concept.

During a subsequent team workshop, the feedback gathered was presented to all members of the design team and synthesized into a refined set of user needs that were much more insightful than those obtained through direct questioning of the interviewees. These needs were then used to produce both new concepts and refinements to the existing ones, driving an evolution towards increasingly useful and practical solutions. As the design team worked in an interdisciplinary manner, elements from several different sacrificial concepts were brought together to drive towards the final design solution.

The iterative process of feedback and refinement gradually advances the sacrificial concepts to what can be considered preliminary design concepts and then to final design concepts that resemble more traditional engineering design concepts. By moving through this progression, the needs of the users are more likely to be addressed and less resources are spent on concepts that insufficiently address user needs. Also during this progression, technical considerations and feasibility play an increasing role in the development and refinement. Additionally, several technically feasible preliminary design concepts that were insufficient for the current user group but useful for others were also created and ideas from these concepts were later incorporated into other NASA projects at the conclusion of the current study.

V. How Lessons Learned Impact Final Concept Framework

The lessons learned described above enabled several design concepts to be created that would not have arisen from using a traditional approach. To demonstrate this, a summary of the final conceptual design is provided below. Readers are reminded that this conceptual design output is the preliminary conceptual design output from the AATC rapid innovation experiment. While insights from this conceptual design have influenced a variety of further research directions and research methods, the design concept described does not represent an official position of NASA. As such, no NASA funding decisions have been made

regarding this concept at this time. The conceptual design summary is presented here to provide an example of the output of applying design thinking to a complex aerospace challenge. Those interested in more details of the design concept are requested to contact the authors who can provide additional information and connections in NASA.

The final conceptual design derived by the team is presented below beginning with a description of the users and the user needs addressed. The scope of considerations for this design effort was enormous and narrowing to a single design direction proved to be a great challenge. Innumerable facets were considered in developing the final design concept and only a small portion of these facets are illuminated here. Several other design concepts were also considered by the team and elements of these concepts have been applied to other research efforts. Over-arching however, is the impact applying the design thinking process has had on each individual team member. Since the time of this study, most team members have recognized a change in the way they approach different portions of their new projects where they apply one or more aspects of design thinking.

V.a. The User

It was not possible for the team to synthesize a design concept that would satisfy all autonomy users, or even all the users that were interviewed. A smaller and more manageable subset of the users was needed to make forward progress. To that end, after considerable analysis in understanding the UAS user ecosystem, the team selected a group of autonomy researchers (users) that need to operate multiple vehicles with a reduced operations crew while flying beyond visual line of sight (Fig. 6). These users were identified as UAS developers, payload developers, flight operations crew members, and multi-vehicle system developers. The users were selected because synthesis of the design research data identified them as having the largest impact, being the newest field of research, having a most difficult problem, and possessing a need to stay ahead of the technology 'curve' to be competitive.

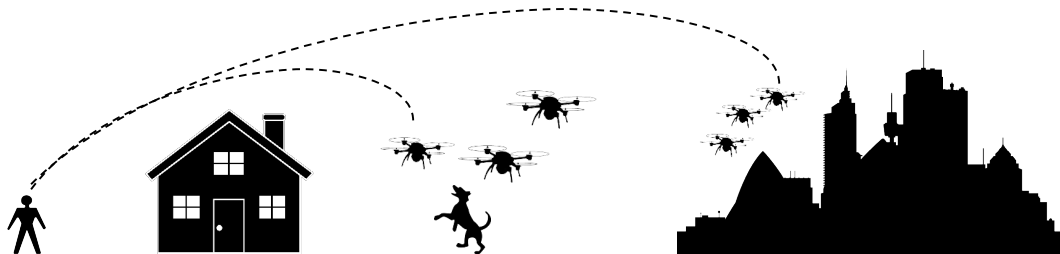


Figure 6. Safe, routine flight of multiple vehicles, beyond visual line of sight, with reduced crew

Design research revealed seven user needs to be addressed:

- 1) Beyond visual line of sight solution,
- 2) Reduced crew,
- 3) Scalability (from a few aircraft to large numbers of aircraft),
- 4) Integration challenges,
- 5) Need for a connected community to access a multitude of technical resources for operations,
- 6) Need for vehicle and personnel safety, and
- 7) Test site selection challenges.

These seven needs (Fig. 7) were common for researchers studying both vehicle autonomy and operations autonomy, and provided a framework to serve both communities. Based on these users, a concept direction (framework) was created. More traditionally, final designs are tangible objects such as a vehicle, a lab, a code, etc. However, one unusual output from the design thinking process was that the design team recognized that the identified users need an integrated and multi-pronged solution, some of which was less tangible, but nevertheless necessary. The design team also recognized that a progressive solution was

necessary – one that is designed to continually respond to the changes in autonomy. Given the pace of change in the autonomy ecosystem, more commonplace “static” solutions, such as a suite of vehicles, would not address some underlying needs nor the rapid changes in needs anticipated in the near future. The framework represents a strategic approach to a design concept where the details of how to implement each part of the framework are not yet completed and need considerably more effort to finalize.

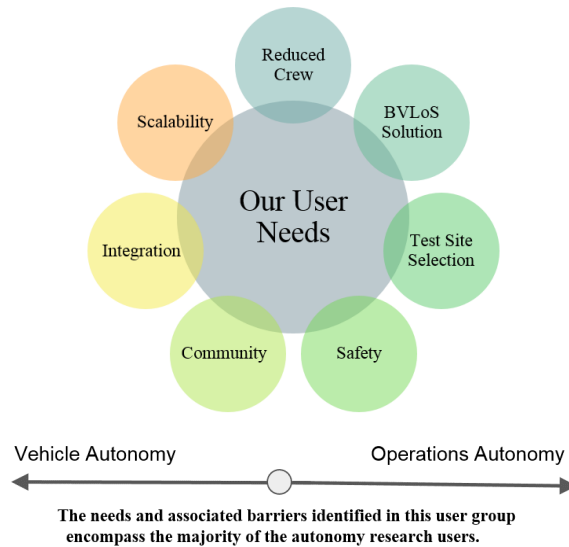


Figure 7. User needs.

The framework (Fig. 8) of the final design concept was divided into three main parts to address the most significant needs:

- A. The need for a connected community (or ecosystem) of autonomy researchers and users,
- B. The need for new flight processes (within NASA) and
- C. The need for uniquely designed and integrated testbeds, both new and existing.

The framework was intended to connect the three parts so they build-on and support one another such that a better connected community of UAS users would provide the foundation for designing the new flight processes, which would then provide the foundation for designing new testbeds, which, cyclically, would reward and further connect the community and produce new processes and so on. Ultimately, the final goal is a nexus of all three parts of the framework.

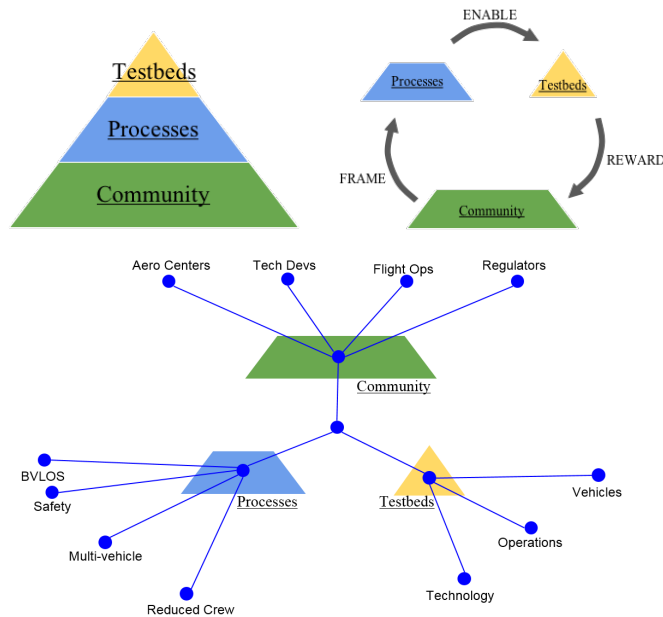


Figure 8. The concept framework

V.b. Connecting the Community

This portion of the framework was intended to establish connections to current communities of practice that are engaged in the identification, assessment, development, advancement, and exploitation of technologies that enable autonomous systems. From Fig. 8, some examples of the community include NASA aeronautics research centers, technical developers of autonomy technologies, persons supporting flight operations, and government regulators (such as the FAA). From user interviews, these groups all suffer from working in a technology area that is too big to know and have related communication, cultural, and organizational barriers. Users expressed needs to be connected to other organizations doing similar work. Specifically, NASA researchers had needs to leverage expertise and get connected to (internal and external) groups at the forefront of autonomy research. User interviews uncovered a strong desire for NASA to stay relevant in the community. NASA was found to have strong value in its ability to disseminate knowledge, leverage community expertise, lead, and enable “small-but-important” (SBI) contributors (such as a small business or individual researcher). Some key features were uncovered that need to be addressed to make this part of the framework successful. They included: providing incentives for collaboration; having trained collaboration professionals; removing ‘soft’ barriers to communication and collaboration; and encouraging interdisciplinary work.

Two prototype ideas were developed by the team to encourage connections in the community, shown in Fig 9. The first was conceptually labeled as an Autonomy Accelerator Team (AAT). The AAT was a “round-table” concept that would establish new roles within NASA to specifically be autonomy research connectors. These well-trained connectors would utilize well-established tools such as the design thinking process and other user-centric collaboration approaches. These personnel would need technical engineering knowledge as well as social, communication, and collaboration skills. If successful, the AAT would unify researchers, incentivize collaboration, have an agency-wide impact, identify research and development challenges, and facilitate innovation. The second concept was labeled NASA’s Autonomy Portal. This portal was envisioned as a mobile and web-based tool to help “connect-the-dots” (researchers and research) and to pool and organize autonomy related information within NASA to facilitate more efficiently and effectively accessing the diversity of research in the autonomy research landscape.

Recalling the AATC lessons learned, one of the key lessons was the ability to redefine the problem and arrive at a better overall solution while using qualitative measures to listen to users. This portion of the framework served as the key example of redefining the problem and using qualitative data: the design team was able to identify an oft-repeated user need to establish a better connected autonomy community. Traditionally, the design team would not have considered a social-based solution and would have designed a specific piece of test hardware. In the early stages of the AATC study, sacrificial concepts of test hardware were created and users consistently noted this was not their biggest need. Given NASA's history of working on a requirements-based approach that typically focuses on technical details, the community-focused solution would have been well outside normal project boundaries.

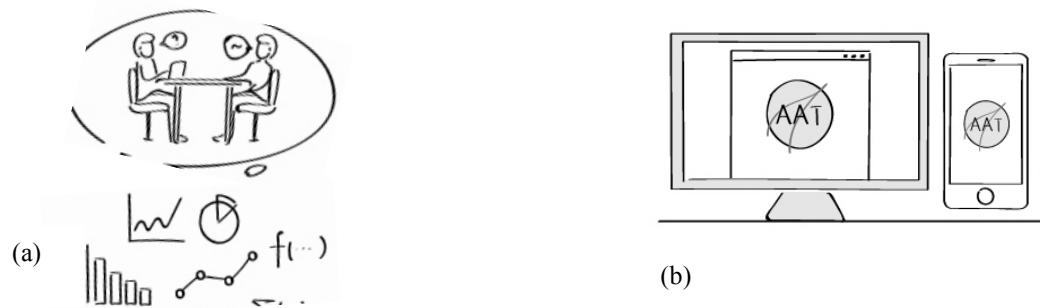


Figure 9. Community connection prototypes:
(a) Autonomy Accelerator Team (combine technical and social team skills) and
(b) Autonomy Portal

V.c. Designing New Flight Processes

This portion of the framework was intended to facilitate the on-going development of new NASA flight operation processes to address the needs of autonomy research teams based on existing technical knowledge and best practices within and external to NASA. The new flight operations would be designed by collaborating with and learning from flight operations groups external to NASA and by coordinating with different centers internal to NASA. Aspects of this approach occurs at present, however, the goal of this portion of the design concept is to drive this effort toward enabling routine autonomous flight beyond visual line of sight (BVLOS) with multiple vehicles while using a reduced flight crew.

From interviews, users experience barriers to accelerated progress in areas that include cost, NASA flight and safety processes, communications, access to flight testing, and organizational cultural differences. Important elements to address include balancing safety and rigor in flight testing (where NASA has a strong leadership role) with speed and innovation (where some external groups are pace setting) as depicted in Fig. 10. Significant collateral benefits can be enabled by creating new flight processes that support routine and safe autonomous research as described above. Key features of better flight processes include (a) improved inter-connection of NASA flight operations groups at different centers, (b) facilitating new test capabilities, (c) working with users to drive operational standards, and (d) development of new flight CONOPS and procedures (Fig. 10).

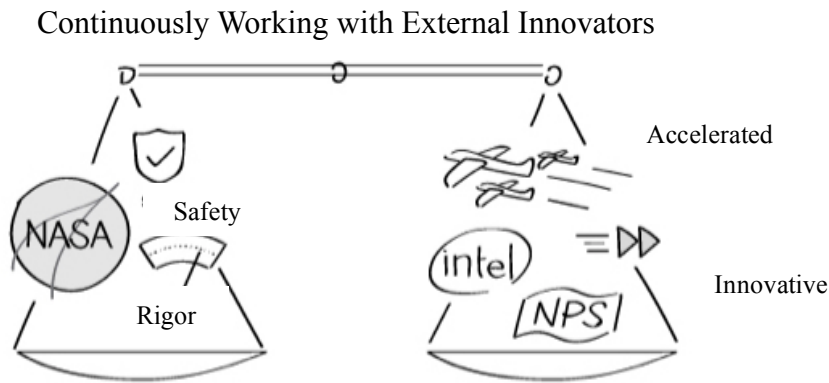


Figure 10. Conceptual Design of New Flight Operations

One prototype is included in this report as an example of how to develop new flight processes. The prototype concept is a NASA special operations team made up of NASA flight process stakeholders from all NASA aeronautics centers paired up with dedicated design thinking practitioners to facilitate rapid, innovative design. Team personnel would have a full-time commitment to conduct design research, synthesize, and produce new NASA flight operation and safety processes by continuously collaborating across centers internally and collaborating with external groups who are pushing the boundaries of autonomous flight. The special operations team would provide rapid collaborative process development, user-centric design, and have a leading role in the community as they remain connected to groups conducting the most innovative flight demonstrations in autonomy. Many current innovative autonomous flight demonstrations may not have sufficient safety, rigor, nor are sufficiently repeatable for routine operations. The new design team would strive to continuously balance key features to enable disruptive advancements in autonomous flight.

From the lessons learned from the AATC study, interdisciplinary teaming and discovering the user allowed the entire AATC team to understand that many, or all, aspects of autonomy research need improvements in flight and safety processes. Even though many interviewees talked about how flight process improvements would allow faster progress than would normally occur, the multi-faceted flight process needs were not obvious to all team members. The design team learned that this aspect of the final concept needed a balance between NASA's strength of safety and rigor and the strength of some external users who moved more quickly and were more innovative but may sacrifice safety and rigor. The AATC team also realized that the user communities are constantly and rapidly evolving such that a one-time flight process re-design would be quickly antiquated. This part of the strategic design framework embraced continuous design as a key feature of keeping flight processes in step with and potentially ahead of the fast-paced autonomy ecosystem. The interdisciplinary nature of the AATC design team and the interactions with diverse user groups made it possible to understand and communicate these needs to all team members and obtain consensus.

V.d. Testbeds

This element of the framework (Fig. 11) would facilitate and develop Unmanned System Testbeds (UST) where the focus is on the integrated design of autonomous vehicles with autonomous operations and technologies. From design research, it became clear that many users were focused on one aspect of autonomy (vehicle or operations or technology). And, many user's goals were hampered by trying to retrofit the wrong operations with the wrong vehicle with ill-fitting technologies for example. In interviews, users experienced barriers to accelerated progress that include access to flight testing infrastructure and technologies as well as access to relevant skills in the autonomy ecosystem (addressed with the community part of the design) and needing updated and sometimes unique flight procedures

(addressed with the processes part of the design). Users also have a number of testing needs that include (1) access to research rich test environments, (2) access to expertise in system integration, and (3) use of their own test vehicles rather than being constrained to an existing test article. Through the design research process, NASA was found to have a strong leadership role in many areas such as being a highly trusted organization and having a desire to support innovation, understanding risk, and possessing test experience. Key features of the testbed framework include the ability to design and build unique and safe testbeds while simultaneously integrating the vehicles, operations, and technologies. This also facilitates improving hardware and software standards. The integrated system design approach would provide needed feedback to drive improvements in autonomous vehicle technology and flight operations.

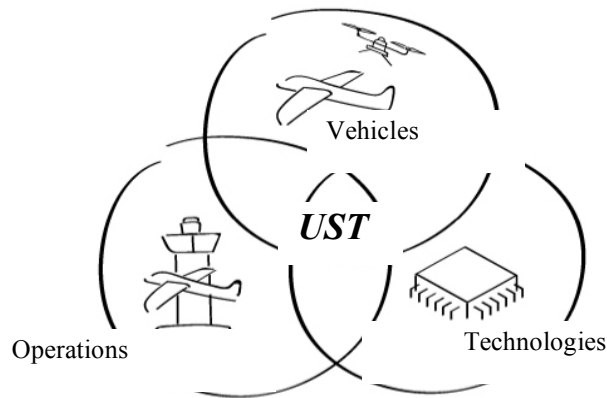


Figure 11. Unmanned System Testbeds (UST)

One example prototype is the mobile autonomy testbed. This testbed could be a UST with the ability to safely transport test equipment and aircraft to data rich environments. It would then allow and enable flight operations with a greatly reduced crew in the data-rich environment. This would enable many aircraft to fly and collect autonomy research data in a variety of relevant environments (urban, forest, water, etc...). The capability would be built by working with the more connected autonomy community and would have newly designed operational capability for multiple vehicles safely controlled by one operator.

Referring back to the project lessons learned, the testbed portion of the framework was heavily influenced by the use of sacrificial concepts. At one point in the design process, many sacrificial concepts contained the use of team-proposed facilities and autonomous test vehicles. While some users had favorable responses to these early concepts, surprisingly, many users had strong negative responses to these sacrificial concepts. In fact, the team learned that users wanted access to relevant flight environments but using their own hardware, software and vehicles – an approach that would not have been obvious a priori.

VI. Concluding Remarks

While aeronautics has long inspired innovation in many areas, large organizations such as NASA are mindful that continuing to pursue innovation requires taking purposeful steps to support the exploration of non-traditional approaches. Toward that end, NASA's Aeronautics Research Mission Directorate launched a rapid design and rapid teaming experiment in the fall of 2015 to explore new approaches to rapidly responding to challenging problems. This effort, called the Aeronautics Autonomy Testbed Capability (AATC) study, explored the use of design thinking to address an open-ended autonomy challenge with a rapidly formed, multi-center team. During this study, design thinking was learned and applied to complete the conceptual design of an autonomous experimental capability in a 7 month period.

This paper distilled the key lessons learned from using the human-centered design thinking approach by contrasting this approach with more common approaches used in aerospace research and development. While design thinking is not appropriate for all problems, several aspects of the process can inspire significant innovation. The AATC experiment was transformative for the team members involved due to the unique design approach used and the teaming approach used. Based upon the lessons learned, we close with a few final insights for future design teams:

1. For more complex problems, the customer or user will not be able to provide all requirements and all information.
2. Non-technical aspects of the problem space may be significant and need to be addressed in the design.
3. Some of the best data may not be captured in numbers.
4. Learn how to use qualitative research methods and continuously learn about the users, the stakeholders, and the beneficiaries of the system and their context.
5. Simple, draft sacrificial prototypes can yield considerable insight for the users and stakeholders and will help the design team communicate.
6. Challenge your assumptions about the design concept by welcoming early feedback.
7. Embrace diversity of thought instead of necessitating uniformity.
8. Step-wise and predictable linear processes are not always better.

Acknowledgments

The authors gratefully acknowledge the rest of the AATC team with whom we have learned, laughed, and grown much: from NASA: Roger Bailey, Nelson Brown, Kennie Jones, Robert McSwain, Garry Qualls, Phillip Smith; from IDEO: Maura Cass, Jonah Houston, Peter Macdonald; and from Teams2: our project coordinator, Rachel Lomax. This work was funded by the NASA Aeronautics Research Mission Directorate, Transformative Aeronautics (TAC) Program, Convergent Aeronautics Solutions (CAS) project. CAS Project Managers Isaac Lopez and Marty Waszak were an invaluable support for this work.

I. References

-
- ¹ Brown, T., *Change By Design*, 1st ed., Harper-Collins, New York, 2009.
 - ² Liedtka, J. and Ogilvie, T., 2011, *Designing for Growth*, New York.
 - ³ Cross, N., 2011, "Design thinking: Understanding how designers think and work," Berg.
 - ⁴ Dym, C.L., Agogino, A.M., Eris, O., Frey, D.D. and Leifer, L.J., 2005, "Engineering design thinking, teaching, and learning," *Journal of Engineering Education*, 94(1), pp.103-120.
 - ⁵ Plattner, H., Meinel, C. and Leifer, L. eds., 2010, "Design thinking: understand-improve-apply," Springer Science & Business Media.
 - ⁶ National Research Council, 2014, "Autonomy Research for Civil Aviation: Toward a New Era of Flight," Washington, DC: The National Academies Press. doi: 10.17226/18815.
 - ⁷ Defense Science Board, 2012, "The Role of Autonomy in DoD Systems," Washington, DC, DTIC: ADA566864.
 - ⁸ Kapurch, S.J. ed., 2010, "NASA Systems Engineering Handbook," DIANE Publishing.
 - ⁹ Walden, D.D., Roedler, G.J. and Forsberg, K., 2015, October, "INCOSE Systems Engineering Handbook Version 4: Updating the Reference for Practitioners," In INCOSE International Symposium (Vol. 25, No. 1, pp. 678-686).
 - ¹⁰ Hazelrigg, G. A., 2012, "Fundamentals of Decision Making for Engineering Design and Systems Engineering," George A Hazelrigg.
 - ¹¹ Collopy, P. D., and Hollingsworth, P. M. "Value-Driven Design," *Journal of Aircraft* Vol. 48, No. 3, 2011, pp. 749-759.

¹² McGowan, A.-M. R., Papalambros, P., and Baker, W., 2015, "A Framework of Working Across Disciplines in Early Design and R&D of Large Complex Engineered Systems," DS 80-3 Proceedings of the 20th International Conference on Engineering Design (ICED 15), Design Society, Milan, Italy.

¹³ Borrego, M., 2007, "Conceptual difficulties experienced by trained engineers learning educational research methods," *Journal of Engineering Education*, Vol. 96, No. 2, pp. 91-102.

¹⁴ Daly, S., McGowan, A., and Papalambros, P., 2013, "Using qualitative research methods in engineering design research," DS 75-2: Proceedings of the 19th International Conference on Engineering Design (ICED13), Vol. 2: Design Theory and Research Methodology, Seoul, Korea, 19-22.08.

¹⁵ Case, J. M., & Light, G. (2011). Emerging methodologies in engineering education research. *Journal of Engineering Education*, Vol. 100, No. 1, pp. 186-210.

¹⁶ Zoltowski, C. B., Oakes, W. C., and Cardella, M. E. (2012). Students' ways of experiencing human-centered design. *Journal of Engineering Education*, Vol. 101, No. 1, pp. 21-59.

¹⁷ Van Note Chism, N., Douglas, E. and Hilson Jr., W. J., 2008, "Qualitative research basics: A guide for engineering educator," Available from <http://cleerhub.org/resources/8>.